



# Granite State Legend Cars Road Course Series

Granite State Legends Road Course

Sorted on Laps


Sat Race 1

NHMS Oval 1.060 miles

Race Group A

6/25/2022 18:30

Race (15 Laps) started at 18:45:50



Pos	No.	Name	Hometown	Club	Laps	Diff	Best Tm	In Lap	Points
SP									
1	15	Trevor Krouse (ME)	Gorham		15		51.685	12	0
2	24	Chris Hines (RI)	Providence		15	14.334	52.628	6	0
3	99CT	Dustin Gagne (RI)	Warren		15	24.861	53.164	3	0
4	94	Leslie Keyser (NH)	Northfield		15	30.049	53.481	8	0
5	54	Sean Sargent			14	1 Lap	58.300	14	0
6	11	Michael Ferguson (NH)	Concord		13	2 Laps	56.328	2	0
7	11RI	Nikolas Frechette (RI)	West Warick		6	9 Laps	58.528	3	0
Not classified									
DNS	91	Mike Virgin (NH)	Northfield			DNS		0	0
YL									
1	20	Josh Dickens	South Miami		15		51.969	6	0
2	12	PJ Evans (CT)	Uncasville		15	0.012	51.578	12	0
3	27	Nicholaus Bulkeley (MA)	Cherry Valley		15	4.016	51.934	4	0
4	19MA	Jase Mongeon (MA)	Charlton		15	6.717	51.983	10	0
5	22NH	Max Berry	Loudon		15	39.282	53.535	7	0
6	00	Nicholas Chaber Jr. (RI)	Cumberland		15	51.239	53.504	7	0
7	2	Andrew Thibodeau .			13	2 Laps	58.148	13	0

Margin of Victory	Avg. Speed	Best Lap Tm	Best Speed	Best Lap by
1.503	72.708	51.578	73.985	12 - PJ Evans (CT)

Andy Barrett - Chief of Timing & Scoring

Chris Daignault - Race Director

Orbits

www.mylaps.com

Licensed to: Loudon Road Race Series



# Granite State Legend Cars Road Course Series

Granite State Legends Road Course

Sorted on Laps


Sat Race 1

NHMS Oval 1.060 miles

Race Group A

6/25/2022 18:30

Race (15 Laps) started at 18:45:50



Pos	No.	Name	Hometown	Club	Laps	Diff	Best Tm	In Lap	Points
1	15	Trevor Krouse (ME)	Gorham		15		51.685	12	0
2	20	Josh Dickens	South Miami		15	0.503	51.969	6	0
3	12	PJ Evans (CT)	Uncasville		15	0.515	51.578	12	0
4	27	Nicholaus Bulkeley (MA)	Cherry Valley		15	4.519	51.934	4	0
5	19MA	Jase Mongeon (MA)	Charlton		15	7.220	51.983	10	0
6	24	Chris Hines (RI)	Providence		15	14.334	52.628	6	0
7	99CT	Dustin Gagne (RI)	Warren		15	24.861	53.164	3	0
8	94	Leslie Keyser (NH)	Northfield		15	30.049	53.481	8	0
9	22NH	Max Berry	Loudon		15	39.785	53.535	7	0
10	00	Nicholas Chaber Jr. (RI)	Cumberland		15	51.742	53.504	7	0
11	54	Sean Sargent			14	1 Lap	58.300	14	0
12	11	Michael Ferguson (NH)	Concord		13	2 Laps	56.328	2	0
13	2	Andrew Thibodeau .			13	2 Laps	58.148	13	0
14	11RI	Nikolas Frechette (RI)	West Warick		6	9 Laps	58.528	3	0
Not classified									
DNS	91	Mike Virgin (NH)	Northfield			DNS		0	0

Margin of Victory	Avg. Speed	Best Lap Tm	Best Speed	Best Lap by
.503	72.708	51.578	73.985	12 - PJ Evans (CT)

Andy Barrett - Chief of Timing & Scoring  
Chris Daignault - Race Director

Orbits

www.mylaps.com  
Licensed to: Loudon Road Race Series



# Granite State Legend Cars Road Course Series

## Granite State Legends Road Course


Sat Race 1

Race Group A

Race (15 Laps) started at 18:45:50

NHMS Oval 1.060 miles

6/25/2022 18:30



Lap	Time of Day	Lap Tm	S1	S2	Lap	Time of Day	Lap Tm	S1	S2	Lap	Time of Day	Lap Tm	S1	S2
<b>15) Trevor Krouse (ME)</b>					<b>(19MA) Jase Mongeon (MA)</b>					<b>(22NH) Max Berry</b>				
1	18:46:44.341	53.567			1	18:46:46.983	55.992			1	18:46:48.332	57.084		
2	18:47:36.364	52.023			2	18:47:39.528	52.545			2	18:47:44.024	55.692		
3	18:48:28.736	52.372			3	18:48:32.159	52.631			3	18:48:38.236	54.212		
4	18:49:20.535	51.799			4	18:49:24.811	52.652			4	18:49:31.880	53.644		
5	18:50:12.374	51.839			5	18:50:17.624	52.813			5	18:50:25.901	54.021		
6	18:51:04.683	52.309			6	18:51:10.287	52.663			6	18:51:19.627	53.728		
7	18:51:56.520	51.837			7	18:52:02.895	52.608			7	18:52:13.162	53.535		
8	18:52:48.526	52.006			8	18:52:55.110	52.215			8	18:53:07.206	54.044		
9	18:53:42.459	53.933			9	18:53:47.307	52.197			9	18:54:02.250	55.044		
10	18:54:34.560	52.101			10	18:54:39.290	51.983			10	18:54:57.991	55.741		
11	18:55:26.938	52.378			11	18:55:31.562	52.272			11	18:55:54.511	56.520		
12	18:56:18.623	51.685			12	18:56:24.578	53.016			12	18:56:50.548	56.037		
13	18:57:10.542	51.919			13	18:57:17.975	53.397			13	18:57:45.651	55.103		
14	18:58:05.965	55.423			14	18:58:10.281	52.306			14	18:58:42.380	56.729		
15	18:58:58.036	52.071			15	18:59:05.256	54.975			15	18:59:37.821	55.441		
<b>20) Josh Dickens</b>					<b>(24) Chris Hines (RI)</b>					<b>(00) Nicholas Chaber Jr. (RI)</b>				
1	18:46:44.934	54.047			1	18:46:47.510	56.453			1	18:46:49.130	57.660		
2	18:47:37.081	52.147			2	18:47:40.168	52.658			2	18:47:44.719	55.589		
3	18:48:29.354	52.273			3	18:48:32.986	52.818			3	18:48:38.861	54.142		
4	18:49:21.356	52.002			4	18:49:25.690	52.704			4	18:49:32.494	53.633		
5	18:50:13.566	52.210			5	18:50:18.440	52.750			5	18:50:26.561	54.067		
6	18:51:05.635	51.969			6	18:51:11.068	52.628			6	18:51:20.377	53.816		
7	18:51:58.809	53.274			7	18:52:04.135	53.067			7	18:52:13.881	53.504		
8	18:52:51.135	52.326			8	18:52:57.551	53.416			8	18:53:08.101	54.220		
9	18:53:43.481	52.346			9	18:53:50.575	53.024			9	18:54:02.563	54.462		
10	18:54:35.739	52.258			10	18:54:44.541	53.966			10	18:54:56.658	54.095		
11	18:55:27.817	52.078			11	18:55:38.013	53.472			11	18:56:08.726	1:12.068		
12	18:56:19.926	52.109			12	18:56:31.337	53.324			12	18:57:04.835	56.109		
13	18:57:12.502	52.576			13	18:57:24.738	53.401			13	18:58:00.426	55.591		
14	18:58:06.388	53.886			14	18:58:18.183	53.445			14	18:58:55.072	54.646		
15	18:58:58.539	52.151			15	18:59:12.370	54.187			15	18:59:49.778	54.706		
<b>(2) PJ Evans (CT)</b>					<b>(99CT) Dustin Gagne (RI)</b>					<b>(54) Sean Sargent</b>				
1	18:46:45.148	54.339			1	18:46:47.798	56.573			1	18:46:52.686	1:00.795		
2	18:47:37.115	51.967			2	18:47:41.392	53.594			2	18:47:51.820	59.134		
3	18:48:28.978	51.863			3	18:48:34.556	53.164			3	18:48:50.210	58.390		
4	18:49:20.985	52.007			4	18:49:27.765	53.209			4	18:49:48.753	58.543		
5	18:50:12.581	51.596			5	18:50:20.985	53.220			5	18:50:47.722	58.969		
6	18:51:04.902	52.321			6	18:51:14.457	53.472			6	18:51:46.449	58.727		
7	18:51:56.755	51.853			7	18:52:07.865	53.408			7	18:52:45.398	58.949		
8	18:52:48.572	51.817			8	18:53:02.112	54.247			8	18:53:47.056	1:01.658		
9	18:53:42.271	53.699			9	18:53:55.611	53.499			9	18:54:46.806	59.750		
10	18:54:34.786	52.515			10	18:54:48.845	53.234			10	18:55:46.120	59.314		
11	18:55:27.208	52.422			11	18:55:42.741	53.896			11	18:56:46.126	1:00.006		
12	18:56:18.786	51.578			12	18:56:39.183	56.442							
13	18:57:10.406	51.620			13	18:57:33.695	54.512							
14	18:58:06.801	56.395			14	18:58:28.229	54.534							
15	18:58:58.551	51.750			15	18:59:22.897	54.668							
<b>7) Nicholas Bulkeley (MA)</b>					<b>(94) Leslie Keyser (NH)</b>									
1	18:46:45.547	54.602			1	18:46:48.732	57.276							
2	18:47:37.806	52.259												
3	18:48:29.991	52.185												
4	18:49:21.925	51.934												
5	18:50:13.873	51.948												
6	18:51:06.147	52.274												
7	18:52:00.706	54.559												
8	18:52:53.506	52.800												

Andy Barrett - Chief of Timing & Scoring

Orbits

Chris Daignault - Race Director

www.mylaps.com

Licensed to: Loudon Road Race Series



# Granite State Legend Cars Road Course Series

## Granite State Legends Road Course

Sat Race 1

NHMS Oval 1.060 miles

Race Group A

6/25/2022 18:30

Race (15 Laps) started at 18:45:50

Lap	Time of Day	Lap Tm	S1	S2	Lap	Time of Day	Lap Tm	S1	S2	Lap	Time of Day	Lap Tm	S1	S2
12	18:57:45.231	59.105												
13	18:58:45.535	1:00.304												
14	18:59:43.835	58.300												

### 11) Michael Ferguson (NH)

1	18:46:50.568	58.718
2	18:47:46.896	56.328
3	18:48:43.412	56.516
4	18:49:39.965	56.553
5	18:50:37.002	57.037
6	18:51:33.478	56.476
7	18:53:14.270	1:40.792
8	18:54:12.379	58.109
9	18:55:09.387	57.008
10	18:56:07.993	58.806
11	18:57:07.682	59.689
12	18:58:07.655	59.973
13	18:59:04.519	56.864

### 2) Andrew Thibodeau .

1	18:46:53.730	1:01.559
2	18:47:52.800	59.070
3	18:48:51.771	58.971
4	18:49:51.679	59.908
5	18:50:51.448	59.769
6	18:52:02.801	1:11.353
7	18:53:02.299	59.498
8	18:54:03.631	1:01.332
9	18:55:03.077	59.446
10	18:56:04.438	1:01.361
11	18:57:07.401	1:02.963
12	18:58:07.713	1:00.312
13	18:59:05.861	58.148

### 1RI) Nikolas Frechette (RI)

1	18:46:54.973	1:02.095
2	18:47:54.422	59.449
3	18:48:52.950	58.528
4	18:49:52.531	59.581
5	18:50:51.698	59.167
6	18:51:51.285	59.587

Andy Barrett - Chief of Timing & Scoring

Orbits

Chris Daignault - Race Director

www.mylaps.com

Licensed to: Loudon Road Race Series

Printed: 6/25/2022 7:21:32 PM

Page 2/2